

Since 2007, Making IT Experts & Products

Course: Adobe Premier Pro CC

Duration: 10 Hrs (Changeable) | Fees: Individual / Batch

Since 2007, Nestsoft TechnoMaster has been providing training, internships, and services in IT technologies, both online and offline, with the expertise of **over 250 industry experts**. We have delivered internships, training, and seminars to more than 50,000 students, resulting in numerous success stories. **We offer 100% placement support through JobsNEAR.in**

Our Courses/Internship

- Python/Django Fullstack
- Artificial Intelligence
- Machine Learning
- Data Science
- Software Testing (All)
- Wordpress, Woocommerce
- Digital Marketing, SEO
- Php/MySQL, Laravel
- Flutter, Android, IOS
- Asp.net MVC
- Web Design, Javascript
- Angular JS, React JS
- CCNA, MCSA, CCNP
- AWS, GCP, Azure
- Odoo, Salesforce, Sap
- Microsoft Excel
- Ethical Hacking



Syllabus on the Next Page ..



Our Head Office: Nestsoft TechnoMaster, Infopark, Cochin - 42, Kerala, India

+91 9895490866

+91 8301010866

join@nestsoft.com

www.nestsoft.com


Module 1: Introduction to Premiere Pro (1 Hour)


- * Objective: Familiarize students with
- * Premiere Pro's interface and basic setup.
- * Overview of Premiere Pro and its applications
- * Interface tour: Workspace, Timeline,
- * Source Monitor, and Program Monitor
- * Setting up a new project: Sequence
- * settings and file organization
- * Importing media: Video, audio, and graphics
- * Keyboard shortcuts for efficient editing
- * Practical: Create a new project
- * and import media files.


Module 2: Basic Video Editing Techniques (2 Hours)

- * Objective: Learn essential tools and
- * techniques for video editing.
- * Adding clips to the timeline and trimming
- * Working with the Razor tool for cutting clips
- * Using the Ripple Edit and Rolling Edit tools
- * Understanding the timeline: Tracks, markers,
- * and snapping
- * Adjusting clip speed: Slow motion and fast motion
- * Practical: Assemble and edit
- * a short video sequence.

Our Head Office: Nestsoft TechnoMaster, Infopark, Cochin - 42, Kerala, India

 +91 9895490866

 +91 8301010866

 join@nestsoft.com

 www.nestsoft.com


Module 3: Audio Editing


- * and Enhancements (1.5 Hours)
- * Objective: Understand and apply audio editing techniques.
- * Importing and editing audio files
- * Adjusting audio levels and keyframes
- * Applying audio effects and transitions
- * Using the Essential Sound panel for audio cleanup
- * Syncing audio and video
- * Practical: Add background music and adjust audio levels for a video.

Module 4: Transitions and Effects (1.5 Hours)

- * Objective: Enhance videos with transitions and effects.
- * Applying video transitions: Cut, dissolve, and wipe
- * Using the Effects panel: Blur, color effects, and distortions
- * Keyframing for animation effects
- * Adding and adjusting motion: Position, scale, and rotation

Our Head Office: Nestsoft TechnoMaster, Infopark, Cochin - 42, Kerala, India

 +91 9895490866

 +91 8301010866

 join@nestsoft.com

 www.nestsoft.com

- * Introduction to nested sequences
- * Practical: Apply transitions and
- * effects to a video sequence.

Module 5: Color Correction

- * and Grading (1.5 Hours)
- * Objective: Learn color correction
- * and grading techniques.
- * Understanding Lumetri Color panel
- * Adjusting exposure, contrast, and saturation
- * Using color wheels and curves for grading
- * Creating and applying LUTs (Look-Up Tables)
- * Matching colors between clips
- * Practical: Perform color correction
- * and grading on a provided video.

Module 6: Titles, Graphics,

- * and Exporting (2.5 Hours)
- * Objective: Create professional titles
- * and graphics and export the final video.
- * Adding and customizing text with
- * the Essential Graphics panel
- * Creating lower thirds and animated titles
- * Adding captions or subtitles

Our Head Office: Nestsoft TechnoMaster, Infopark, Cochin - 42, Kerala, India

☎ +91 9895490866

☎ +91 8301010866

✉ join@nestsoft.com

🌐 www.nestsoft.com

Since 2007, Making IT Experts & Products

- * Export settings: File formats
- * and presets (H.264, 4K, etc.)
- * Rendering and exporting the final video
- * Practical: Create an end-to-end video
- * project with titles, transitions, and audio, then export it.

(Click on Course for more details)

Course: Adobe Premier Pro CC

Duration: 10 Hrs (Changeable) | Fees: Individual / Batch

- Thank You -

N.B: This syllabus is not final and can be customized as per requirements / updates.

Our Head Office: Nestsoft TechnoMaster, Infopark, Cochin - 42, Kerala, India

+91 9895490866

+91 8301010866

join@nestsoft.com

www.nestsoft.com