

Since 2007, Making IT Experts & Products

Course: CoreIDRAW

Duration: 20 Hrs (Changeable) | Fees: Individual / Batch

Since 2007, Nestsoft TechnoMaster has been providing training, internships, and services in IT technologies, both online and offline, with the expertise of **over 250 industry experts**. We have delivered internships, training, and seminars to more than 50,000 students, resulting in numerous success stories. **We offer 100% placement support through JobsNEAR.in**

Our Courses/Internship

- Python/Django Fullstack
- Artificial Intelligence
- Machine Learning
- Data Science
- Software Testing (All)
- Wordpress, Woocommerce
- Digital Marketing, SEO
- Php/MySQL, Laravel
- Flutter, Android, IOS
- Asp.net MVC
- Web Design, Javascript
- Angular JS, React JS
- CCNA, MCSA, CCNP
- AWS, GCP, Azure
- Odoo, SalesForce, Sap
- Microsoft Excel
- Ethical Hacking



Syllabus on the Next Page ..



Our Head Office: Nestsoft TechnoMaster, Infopark, Cochin - 42, Kerala, India

+91 9895490866

+91 8301010866

join@nestsoft.com

www.nestsoft.com

Since 2007, Making IT Experts & Products

Module 1: Introduction to CoreIDRAW

- * Installing CoreIDRAW Graphics Suite 2019
- * Basics of CoreIDRAW
- * Vector Graphics and Bitmaps
- * Starting and Opening Drawings
- * Previewing Drawings
- * Viewing Modes
- * Saving and Closing Drawings
- * CoreIDRAW Workspace
- * Creative Tools and Content
- * Touchscreen and Wheel Devices

Module 2: Lines, Shapes, and Outlines

- * Lines, Outlines, and Brushstrokes
- * Shapes and Shape Objects
- * Symmetrical Drawing

Module 3: Working with Objects, Symbols, and Layers


- * Introduction to Objects
- * Linking and Embedding Objects
- * Layers and Symbols
- * Managing and Tracking Projects

Module 4: Colour, Fills, and Transparencies


- * Colour
- * Colour Models and Depth

Our Head Office: Nestsoft TechnoMaster, Infopark, Cochin - 42, Kerala, India

 +91 9895490866

 +91 8301010866

 join@nestsoft.com

 www.nestsoft.com

Since 2007, Making IT Experts & Products

- * Choosing Colours
- * Creating and Editing Colour Palettes
- * Uniform Fills and Fountain Fills
- * Vector and Bitmap Pattern Fills
- * Texture, PostScript, and Mesh Fills
- * Object Transparency
- * Managing Colours

Module 5: Exploring Special Effects

- * Lenses
- * Adding 3D Effects
- * Mosaics

Module 6: Working with Text


- * Adding and Manipulating Text
- * Formatting Text
- * Managing Fonts
- * Writing Tools

Module 7: Templates and Styles


- * Templates
- * Using and Finding Templates
- * Managing Templates
- * Creating and Editing Templates
- * Introducing Styles and Style Sets

Our Head Office: Nestsoft TechnoMaster, Infopark, Cochin - 42, Kerala, India

 +91 9895490866

 +91 8301010866

 join@nestsoft.com

 www.nestsoft.com

- * Creating, Applying, and Editing Styles and Style Sets
- * Managing Default Object Properties
- * Importing and Exporting Style Sheets
- * Colour Styles
- * Creating and Applying Colour Styles
- * Editing and Viewing Colour Styles
- * Exporting and Importing Colour Styles

Module 8: Pages and Layout


- * Pages and Layout Tools
- * Page Layout and Background
- * Adding and Deleting Pages
- * Rulers
- * Document Grid and Pixel Grid
- * Tables
- * Adding Tables
- * Selecting, Moving, and Navigating Table Components
- * Inserting and Deleting Table Rows and Columns
- * Formatting Tables and Cells
- * Converting Tables to Text

Module 9: Introduction to Bitmaps

- * Working with Bitmaps
- * Converting Vector Graphics to Bitmaps

Our Head Office: Nestsoft TechnoMaster, Infopark, Cochin - 42, Kerala, India

 +91 9895490866

 +91 8301010866

 join@nestsoft.com

 www.nestsoft.com

Since 2007, Making IT Experts & Products


- * Importing and Cropping Bitmaps
- * Bitmap Dimensions and Resolution
- * Straightening Bitmaps
- * Image Adjustment Lab
- * Adjusting Colour and Tone
- * Tone Curve Filter
- * Special Effects Categories
- * Bitmap Colour Modes
- * Introducing Trace
- * RAW Camera Files

Module 10: Web Graphics

- * File Formats
- * Importing and Exporting Files
- * Exporting to PDF
- * Supported File Formats
- * Customising and Automating
- * Setting Basic Preferences
- * Customising CoreIDRAW
- * Using Macros and Scripts for Automating Ta

Our Head Office: Nestsoft TechnoMaster, Infopark, Cochin - 42, Kerala, India

 +91 9895490866

 +91 8301010866

 join@nestsoft.com

 www.nestsoft.com

Since 2007, Making IT Experts & Products

(Click on Course for more details)

Course: CoreIDRAW

Duration: 20 Hrs (Changeable) | Fees: Individual / Batch

- Thank You -


N.B: This syllabus is not final and can be customized as per requirements / updates.

Our Head Office: Nestsoft TechnoMaster, Infopark, Cochin - 42, Kerala, India

 +91 9895490866

 +91 8301010866

 join@nestsoft.com

 www.nestsoft.com