

Since 2007, Making IT Experts & Products

Course: Laravel

Duration: 40 Hrs (Changeable) | Fees: Individual / Batch

Since 2007, Nestsoft TechnoMaster has been providing training, internships, and services in IT technologies, both online and offline, with the expertise of **over 250 industry experts**. We have delivered internships, training, and seminars to more than 50,000 students, resulting in numerous success stories. **We offer 100% placement support through JobsNEAR.in**

Our Courses/Internship

- Python/Django Fullstack
- Artificial Intelligence
- Machine Learning
- Data Science
- Software Testing (All)
- Wordpress, Woocommerce
- Digital Marketing, SEO
- Php/MySQL, Laravel
- Flutter, Android, IOS
- Asp.net MVC
- Web Design, Javascript
- Angular JS, React JS
- CCNA, MCSA, CCNP
- AWS, GCP, Azure
- Odoo, Salesforce, Sap
- Microsoft Excel
- Ethical Hacking



Syllabus on the Next Page ..



Our Head Office: Nestsoft TechnoMaster, Infopark, Cochin - 42, Kerala, India

+91 9895490866

+91 8301010866

join@nestsoft.com

www.nestsoft.com

Section 1 : Introduction of Laravel PHP Framework

- * Installing Laravel
- * Artisan CLI (command-line interface)
- * Laravel Directory Structure
- * Configuring a new Laravel project


Section 2 : Architecture & Basics


- * Architecture overview -Basic routing
- * Call a controller method from a route
- * Passing variables from controllers to views
- * CSRF protection
- * Validation
- * Error handling
- * Controller
- * Request
- * Response
- * Views
- * Session

Section 3 : HTML Template to Laravel Blade Template

- * Master layout
- * Extending the master layout
- * Displaying variables
- * Blade conditional statements & loops
- * PHP functions in blade

Our Head Office: Nestsoft TechnoMaster, Infopark, Cochin - 42, Kerala, India

 +91 9895490866

 +91 8301010866

 join@nestsoft.com

 www.nestsoft.com

- * Creating and using a basic views
- * Loading a view into another view/nested views
- * Adding assets
- * Integrating with Bootstrap

Section 4 : Security & Session

- * Authentication
- * Authorization
- * Encryption
- * Hashing
- * Using Security
- * Sessions Effective

Section 5 : Database


- * Introduction
- * Query Builder
- * Migrations
- * Seeding

Section 6 : Eloquent ORM (Storing and Using Data)

- * Eloquent ORM Models
- * Naming conventions
- * Table name and primary keys
- * Timestamps
- * Eloquent ORM INSERT, READ , UPDATE , DELETE

Our Head Office: Nestsoft TechnoMaster, Infopark, Cochin - 42, Kerala, India

 +91 9895490866

 +91 8301010866

 join@nestsoft.com

 www.nestsoft.com

- * Using models in controllers
- * Displaying data from models in views

Section 7 : Creating a registration & user login form

- * Artisan command to create inbuilt user register and login system
- * Authenticating Your Application
- * Adding Custom Fields to Registration Form
- * Creating user profile page

Section 8 : Admin Panel Setup

- * Introduction
- * Setup Admin Panel using Bootstrap theme
- * Create Admin login
- * Creating an admin authentication system
- * Encrypting and decrypting data


Section 9 : Using Ajax and jQuery

- * Introduction
- * Getting data from another page
- * Setting up a controller to return JSON data

Section 10 : Project

Our Head Office: Nestsoft TechnoMaster, Infopark, Cochin - 42, Kerala, India

 +91 9895490866

 +91 8301010866

 join@nestsoft.com

 www.nestsoft.com

Since 2007, Making IT Experts & Products

(Click on Course for more details)

Course: Laravel


Duration: 40 Hrs (Changeable) | Fees: Individual / Batch

- Thank You -

N.B: This syllabus is not final and can be customized as per requirements / updates.

Our Head Office: Nestsoft TechnoMaster, Infopark, Cochin - 42, Kerala, India

 +91 9895490866

 +91 8301010866

 join@nestsoft.com

 www.nestsoft.com